



Location: CMA5b - Pedestrian Plaza

Report on 24-hour TSP monitoring for EP-376/2009

Action Level - 209.9 µg/m<sup>3</sup>

Limit Level - 260 µg/m<sup>3</sup>

Date	Sampling Time	Weather Condition	Filter paper no.	Filter Weight, g		Elapse Time, hr		Sampling Time, hr	Flow Rate, m <sup>3</sup> /min			Total Volume, m <sup>3</sup>	TSP Level, µg/m <sup>3</sup>
				Initial	Final	Initial	Final		Initial, Q <sub>si</sub>	Final, Q <sub>sf</sub>	Average		
27-Dec-18	08:00	Cloudy	CMA5b_24hr 140124	2.6363	2.7417	11379.91	11403.91	24.00	1.24	1.25	1.24	1792	58.8
02-Jan-19	08:00	Cloudy	CMA5b_24hr 140156	2.6446	2.7532	11406.91	11430.91	24.00	1.23	1.23	1.23	1767	61.5
08-Jan-19	08:00	Fine	CMA5b_24hr 140163	2.6507	2.7864	11433.92	11457.92	24.00	1.22	1.22	1.22	1756	77.3
14-Jan-19	08:00	Cloudy	CMA5b_24hr 140235	2.6765	2.8150	11460.92	11484.92	24.00	1.27	1.27	1.27	1833	75.6
18-Jan-19	08:00	Fine	CMA5b_24hr 140235	2.6826	2.8523	11487.92	11511.92	24.00	1.31	1.33	1.32	1897	89.5
23-Jan-19	08:00	Fine	CMA5b_24hr 140386	2.6604	2.8024	11514.92	11538.92	24.00	1.22	1.22	1.22	1760	80.7

Report on 1-hour TSP monitoring for EP-376/2009

Action Level - 339.7 µg/m<sup>3</sup>

Limit Level - 500 µg/m<sup>3</sup>

Date	Sampling Time	Weather Condition	Filter paper no.	Filter Weight, g		Elapse Time, hr		Sampling Time, hr	Flow Rate, m <sup>3</sup> /min			Total Volume, m <sup>3</sup>	TSP Level, µg/m <sup>3</sup>
				Initial	Final	Initial	Final		Initial, Q <sub>si</sub>	Final, Q <sub>sf</sub>	Average		
28-Dec-18	13:00	Cloudy	CMA5b_1hr_1 140143	2.6612	2.6707	11403.91	11404.91	1.00	1.22	1.22	1.22	73	129.7
28-Dec-18	14:34	Cloudy	CMA5b_1hr_2 140140	2.6459	2.6590	11404.91	11405.91	1.00	1.22	1.22	1.22	73	178.8
28-Dec-18	15:45	Cloudy	CMA5b_1hr_3 140154	2.6635	2.6737	11405.91	11406.91	1.00	1.22	1.22	1.22	73	139.3
03-Jan-19	08:40	Cloudy	CMA5b_1hr_1 140171	2.6551	2.6597	11430.92	11431.92	1.00	1.23	1.23	1.23	74	62.6
03-Jan-19	10:40	Cloudy	CMA5b_1hr_2 206800	2.6914	2.6938	11431.92	11432.92	1.00	1.23	1.23	1.23	74	32.6
03-Jan-19	13:40	Cloudy	CMA5b_1hr_3 206765	2.6920	2.6928	11432.92	11433.92	1.00	1.23	1.23	1.23	74	10.9
09-Jan-19	08:05	Fine	CMA5b_1hr_1 140208	2.6609	2.6675	11457.92	11458.92	1.00	1.28	1.28	1.28	77	86.2
09-Jan-19	09:48	Fine	CMA5b_1hr_2 140218	2.6588	2.6686	11458.92	11459.92	1.00	1.28	1.28	1.28	77	128.0
09-Jan-19	13:00	Fine	CMA5b_1hr_3 140228	2.6729	2.6864	11459.92	11460.92	1.00	1.28	1.28	1.28	77	176.3
15-Jan-19	09:20	Cloudy	CMA5b_1hr_1 140261	2.6860	2.6915	11484.92	11485.92	1.00	1.27	1.27	1.27	76	72.0
15-Jan-19	10:38	Cloudy	CMA5b_1hr_2 140269	2.6828	2.6888	11485.92	11486.92	1.00	1.30	1.30	1.30	78	76.9
15-Jan-19	13:00	Cloudy	CMA5b_1hr_3 140277	2.6638	2.6720	11486.92	11487.92	1.00	1.30	1.30	1.30	78	105.1
19-Jan-19	08:37	Fine	CMA5b_1hr_1 140261	2.6632	2.6705	11511.92	11512.92	1.00	1.27	1.27	1.27	76	95.5
19-Jan-19	10:15	Fine	CMA5b_1hr_2 140269	2.6627	2.6753	11512.92	11513.92	1.00	1.27	1.27	1.27	76	164.9
19-Jan-19	13:00	Fine	CMA5b_1hr_3 140277	2.6530	2.6609	11513.92	11514.92	1.00	1.25	1.25	1.25	75	105.7
24-Jan-19	08:02	Fine	CMA5b_1hr_1 140313	2.6541	2.6632	11538.92	11539.92	1.00	1.33	1.33	1.33	80	113.8
24-Jan-19	09:52	Fine	CMA5b_1hr_2 140319	2.6538	2.6665	11539.92	11540.92	1.00	1.30	1.30	1.30	78	162.2
24-Jan-19	13:00	Fine	CMA5b_1hr_3 140330	2.6561	2.6670	11540.92	11541.92	1.00	1.33	1.33	1.33	80	136.3



Location: CMA6a - WDII PRE Office

Report on 24-hour TSP monitoring for EP-376/2009

Action Level - 207.1 µg/m<sup>3</sup>

Limit Level - 260 µg/m<sup>3</sup>

Date	Sampling Time	Weather Condition	Filter paper no.	Filter Weight, g		Elapse Time, hr		Sampling Time, hr	Flow Rate, m <sup>3</sup> /min			Total Volume, m <sup>3</sup>	TSP Level, µg/m <sup>3</sup>
				Initial	Final	Initial	Final		Initial, Q <sub>si</sub>	Final, Q <sub>sf</sub>	Average		
27-Dec-18	08:00	Cloudy	CMA6a_24hr_140120	2.6547	2.7480	5046.13	5070.13	24.00	1.14	1.15	1.15	1651	56.5
02-Jan-19	08:00	Cloudy	CMA6a_24hr_140157	2.6492	2.7634	5073.13	5097.13	24.00	1.16	1.16	1.16	1668	68.5
08-Jan-19	08:00	Fine	CMA6a_24hr_140188	2.6653	2.8472	5100.15	5124.15	24.00	1.15	1.15	1.15	1656	109.9
14-Jan-19	08:00	Cloudy	CMA6a_24hr_140237	2.6633	2.7592	5127.16	5151.16	24.00	1.15	1.15	1.15	1656	57.9
18-Jan-19	08:00	Fine	CMA6a_24hr_140237	2.6850	2.7753	5154.16	5178.16	24.00	1.28	1.15	1.22	1750	51.6
23-Jan-19	08:00	Fine	CMA6a_24hr_140309	2.6807	2.8136	5181.17	5205.17	24.00	1.15	1.15	1.15	1660	80.0

Report on 1-hour TSP monitoring for EP-376/2009

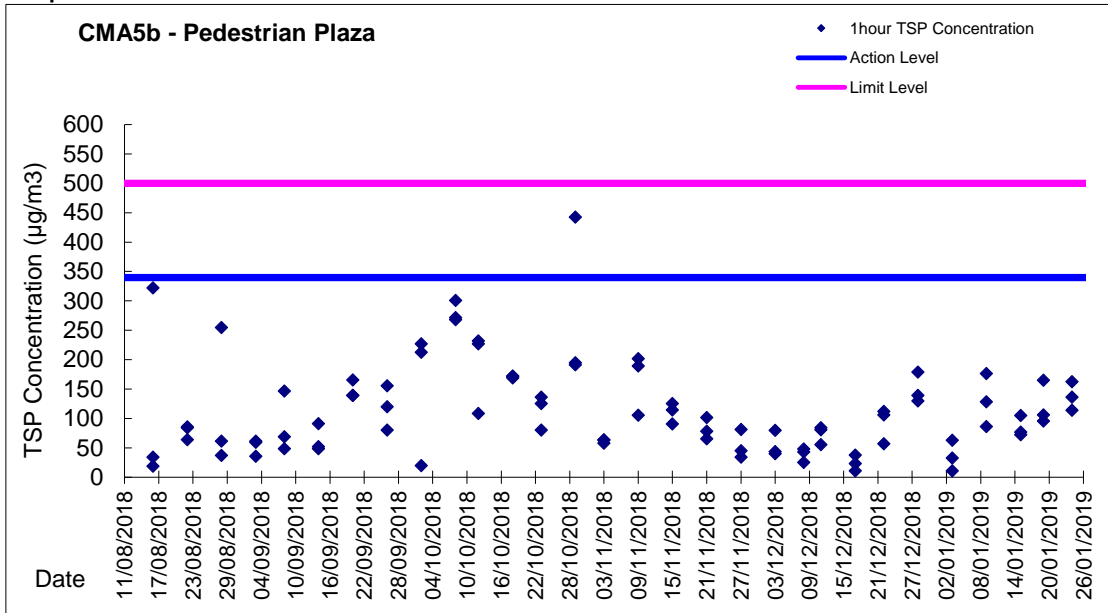
Action Level - 333 µg/m<sup>3</sup>

Limit Level - 500 µg/m<sup>3</sup>

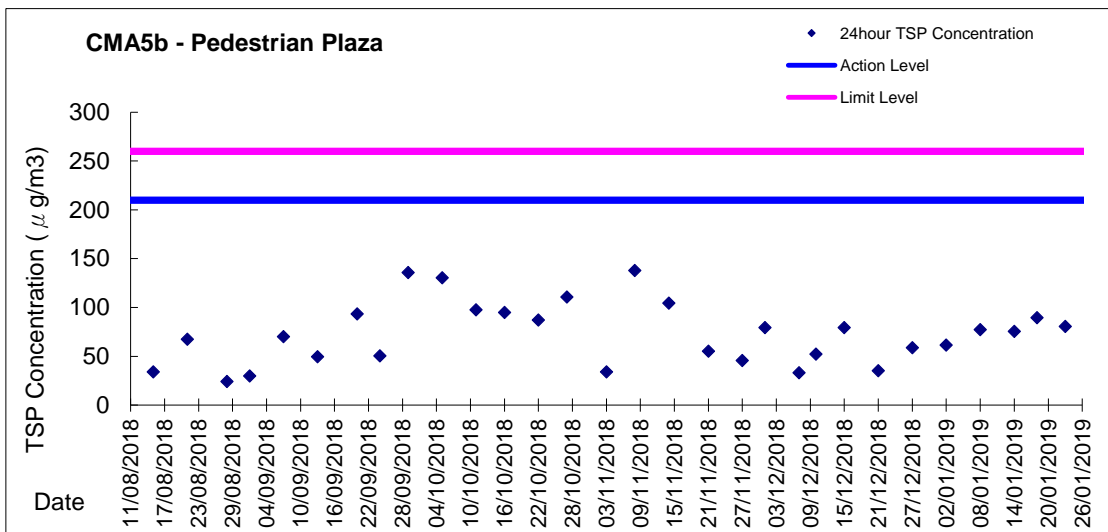
Date	Sampling Time	Weather Condition	Filter paper no.	Filter Weight, g		Elapse Time, hr		Sampling Time, hr	Flow Rate, m <sup>3</sup> /min			Total Volume, m <sup>3</sup>	TSP Level, µg/m <sup>3</sup>
				Initial	Final	Initial	Final		Initial, Q <sub>si</sub>	Final, Q <sub>sf</sub>	Average		
28-Dec-18	13:08	Cloudy	CMA6a_1hr_1_140142	2.6640	2.6683	5070.13	5071.13	1.00	1.15	1.15	1.15	69	62.3
28-Dec-18	14:16	Cloudy	CMA6a_1hr_2_140141	2.6318	2.6386	5071.13	5072.13	1.00	1.15	1.15	1.15	69	98.5
28-Dec-18	15:30	Cloudy	CMA6a_1hr_3_140152	2.6553	2.6607	5072.13	5073.13	1.00	1.15	1.15	1.15	69	78.2
03-Jan-19	09:00	Cloudy	CMA6a_1hr_1_140172	2.6479	2.6507	5097.13	5098.13	1.00	1.16	1.16	1.16	69	40.4
03-Jan-19	10:50	Cloudy	CMA6a_1hr_2_206802	2.7060	2.7070	5098.13	5099.13	1.00	1.16	1.16	1.16	69	14.4
03-Jan-19	13:00	Cloudy	CMA6a_1hr_3_206767	2.6838	2.6838	5099.13	5100.13	1.00	1.16	1.16	1.16	69	<0.1
09-Jan-19	08:10	Fine	CMA6a_1hr_1_140210	2.6531	2.6576	5124.15	5125.15	1.00	1.15	1.15	1.15	69	65.2
09-Jan-19	10:00	Fine	CMA6a_1hr_2_140220	2.6626	2.6697	5125.15	5126.15	1.00	1.15	1.15	1.15	69	102.8
09-Jan-19	13:00	Fine	CMA6a_1hr_3_140230	2.6668	2.6742	5126.15	5127.15	1.00	1.15	1.15	1.15	69	107.2
15-Jan-19	09:30	Cloudy	CMA6a_1hr_1_140263	2.6693	2.6724	5151.16	5152.16	1.00	1.15	1.15	1.15	69	45.0
15-Jan-19	10:50	Cloudy	CMA6a_1hr_2_140271	2.6739	2.6773	5152.16	5153.16	1.00	1.21	1.21	1.21	73	46.8
15-Jan-19	13:00	Cloudy	CMA6a_1hr_3_140279	2.6826	2.6853	5153.16	5154.16	1.00	1.18	1.18	1.18	71	38.2
19-Jan-19	08:50	Fine	CMA6a_1hr_1_140263	2.6775	2.6831	5178.16	5179.16	1.00	1.15	1.15	1.15	69	81.3
19-Jan-19	10:35	Fine	CMA6a_1hr_2_140271	2.6616	2.6643	5179.16	5180.16	1.00	1.15	1.15	1.15	69	39.2
19-Jan-19	13:00	Fine	CMA6a_1hr_3_140279	2.6499	2.6527	5180.16	5181.16	1.00	1.15	1.15	1.15	69	40.7
24-Jan-19	08:05	Fine	CMA6a_1hr_1_140314	2.6739	2.6822	5205.17	5206.17	1.00	1.22	1.22	1.22	73	113.7
24-Jan-19	09:45	Fine	CMA6a_1hr_2_140322	2.6504	2.6559	5206.17	5207.17	1.00	1.15	1.15	1.15	69	79.6
24-Jan-19	13:00	Fine	CMA6a_1hr_3_140332	2.6561	2.6618	5207.17	5208.17	1.00	1.28	1.28	1.28	77	74.2



Graphic Presentation of 1 hour TSP Result for EP-376/2009

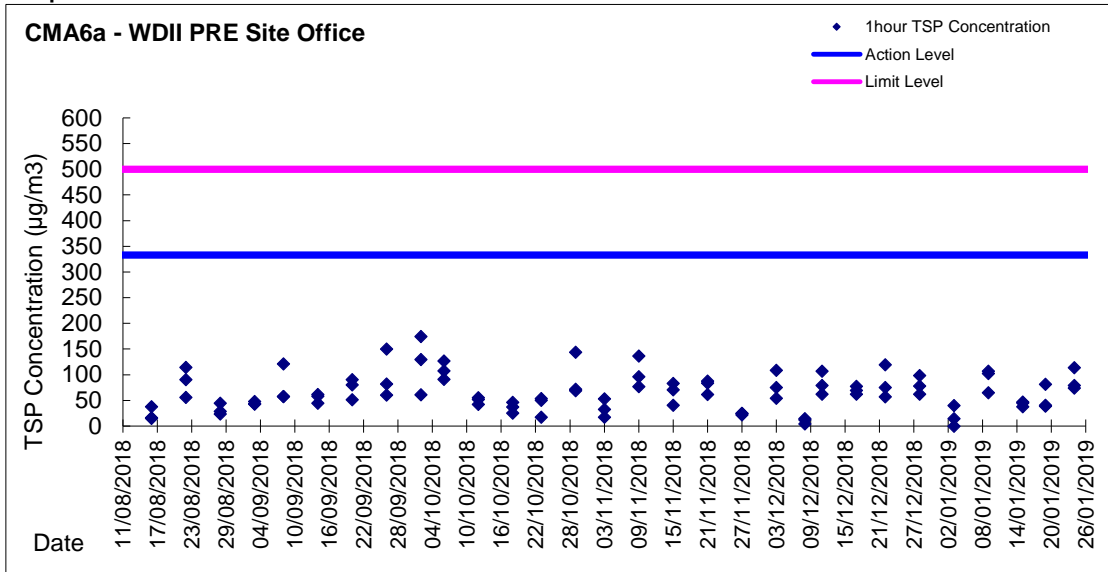


Graphic Presentation of 24 hour TSP Result for EP-376/2009





Graphic Presentation of 1 hour TSP Result for EP-376/2009



Graphic Presentation of 24 hour TSP Result for EP-376/2009

